



DECATUR PUBLIC LIBRARY

knowledge | creativity | inspiration

ANNUAL MEETING AGENDA
DECATUR PUBLIC LIBRARY BOARD OF TRUSTEES
Thursday, February 19, 2026, immediately following the regular monthly
4:30pm meeting
Decatur Public Library
Board Room

Annual Meeting

- I. Call to order – Karl Coleman, President
- II. Public comments – 15-minute time period for citizens to appear and express their views before the Decatur Public Library Board. Limit of 3 minutes per speaker; total of 15 minutes. No immediate response will be given by the Library Trustees or Library staff members.
- III. Participation in Non-Resident Card Program (Action)
- IV. Cost of Non-Resident Card (Action)
- V. Cards for All Kids (Action)
- VI. Annual reports (Action)
 - 2025 Illinois Public Library Annual Report
 - 2025 Trustees Report to Mayor and Council
 - 2025 City Librarian's Report to Board
- VII. Election of Officers for 2025/2026 (Action)

Slate:

Karl Coleman-President

Samantha Carroll-Vice President

Sofia Xethalis-Secretary
- VIII. Committee and Liaison Appointments (Action)

VI. Adjournment

Decatur Public Library 2026 Non-Resident Fee

TITLE 23: EDUCATION AND CULTURAL RESOURCES
SUBTITLE B: CULTURAL RESOURCES
CHAPTER I: SECRETARY OF STATE
PART 3050 PUBLIC LIBRARY NON-RESIDENT SERVICES
SECTION 3050.60 NON-RESIDENT FEE FORMULA

Section 3050.60 Non-Resident Fee Formula

There are three options that a public library can use to determine its non-resident fee according to the formula established by the Illinois State Library F2 [75 ILCS 5/4-7(12) and 16/30-55.60]. In subsections (a) and (b) of this Section, the non-resident fee shall be equitable and proportionate to the fee paid by residents.

General Mathematical Formula:

- 1) To determine the minimum non-resident fee, a local library should divide the library income from local property tax sources or its equivalent by the local population to determine the cost of service per capita. The library should multiply the per capita figure by the average number of persons per household in the community to obtain the average cost per household on which to base a fee for a family card. The most recent federal census information available shall be used in determining population and household size.
- 2) Library income from local property tax sources excludes State and federal funds.

$$\$3,203,221.85 / 70,522 = 45.42 \times 2.21 = \$100.38$$

Tax Bill Method: For Home/Property Owners: The library's tax rate is multiplied with the valuation of the nonresident's property assessment. The nonresident must bring their most recent tax bill then this method is used. When this method is chosen, each nonresident card sold must be individually recalculated.

For Renters: The library will either charge a minimum of 15 percent of the monthly rent as the annual nonresident fee, or devise its own formula. The local formula takes into account the average local rent of the general community of the public library, property tax rate, and the nonresident fee for residential homeowners.

Adoption of the Average Non-Resident Fee in the System Area: A library must have written approval from the Director of the Illinois State Library to use this method, which is applicable only to public libraries with a disproportionate amount of agricultural, industrial, mining or commercial property. In RAILS, few libraries would qualify.

IPLAR

IDENTIFICATION (1.1 - 1.31)

This section is information about the administrative entity. "Administrative Entity" is defined as the agency that is legally established under local or state law to provide public library service to the population of a local jurisdiction. The administrative entity may have a single outlet or it may have more than one outlet (an outlet is a location, whether a central library, branch or bookmobile). The majority of the information in this section is pre-filled. If information needs to be updated, enter the corrected information in the box provided on the next line of the survey.

1.1 ISL Control # [PLS 151, PLS 701]	30221
1.2 ISL Branch # [PLS 151, PLS 701]	00
1.3a FSCS ID [PLS 150, PLS 700]	IL0132
1.3b FSCS_SEQ [PLS 700]	002
1.4a Legal Name of Library [PLS 152]	Decatur Public Library
1.4b If the library's name has changed, then enter the updated answer here.	
1.4c Was this an official name change?	
1.5a Facility Street Address [PLS 153]	130 North Franklin Street
1.5b If the facility's street address has changed, then enter the updated answer here.	
1.5c Was this a physical location change?	
1.6a Facility City [PLS 154]	Decatur
1.6b If the facility's city has changed, then enter the updated answer here.	
1.7a Facility Zip [PLS 155]	62523
1.7b If the facility's zip code has changed, then enter the updated answer here.	
1.8a Mailing Address [PLS 157]	130 North Franklin Street
1.8b If the facility's mailing address has changed, then enter the updated answer here.	
1.9a Mailing City [PLS 158]	Decatur
1.9b If the facility's mailing city has changed, then enter the updated answer here.	
1.10a Mailing zip [PLS 159]	62523
1.10b If the facility's mailing zip code has changed, then enter the updated answer here.	
1.11a Library Telephone Number [PLS 162]	2174242900
1.11b If the telephone number has changed, then enter the updated answer here.	
1.12a Library FAX Number	2172334071
1.12b If the fax number has changed, then enter the updated answer here.	-3No Fax Number
1.13 Website	http://www.decaturlibrary.org

Library Director's Information

Please enter the full name, title and e-mail address of the library director.

1.14 Name	Rick Meyer
1.15 Title	City Librarian
1.16 Library Director's E-mail	rmeyer@decaturlibrary.org

Library Information

Please provide the requested information about the library type.

1.17a	Type of library	City
1.17b	If the library type has changed, then enter the updated answer here.	
1.18	Is the main library a combined public and school library?	No
1.19	Does your library contract with another library to RECEIVE ALL your library services?	No

Contract for Services

Please provide the full legal name(s) of the library(ies) with which your library contracts for service. If you need more than one line, a new one will appear once text has been entered in the first box.

Number of contracting libraries:	
Legal name of library you contract with:	

Administrative Information

Libraries are required by statute [75 ILCS 5/4-10(5), 75 ILCS 16/30-65(a)(2)] to provide a statement as to any extensions of library service or any changes to the limits or boundaries of library service areas. Most of the information in this section will be pre-filled. If the information is incorrect, please enter the updated information in the box provided on the next line of the survey. If your library has had a population change, you must submit official verification to the Illinois State Library.

1.21a	County in which the administrative entity is located [PLSC 161]	Macon
1.21b	If the administrative entity's county has changed, then enter the updated answer here.	
1.22a	Did the administrative entity's legal service area boundaries change during the past year? [PLS 205]	Yes
1.22b	If YES, indicate the reason for the boundary change	Annexation
1.23a	Population residing in tax base (Use the latest official federal census figure) [PLS 208]	70,522
1.23b	If the population residing in the tax base has had a LEGAL change, then enter the updated answer here.	
1.23c	Documentation of legal population change	
1.24	If the population has changed from the prior year's answer, then indicate the reason.	
1.25a	This library is currently a member of what Illinois library system?	IHLS

Federal Public Library Criteria

According to the Institute of Museum and Library Services' Public Library Survey, a public library is an entity that is established under state enabling laws or regulations to serve a community, district, or region, and that provides at least the following:

1. An organized collection of printed or other library materials, or a combination thereof;
2. Paid staff;
3. An established schedule in which services of the staff are available to the public;
4. The facilities necessary to support such a collection, staff, and schedule; and

5. Is supported in whole or in part with public funds.

1.26 Does this library have an organized collection of printed or other library materials, or a combination thereof?	Yes
1.27 Does this library have paid staff?	Yes
1.28 Does this library have an established schedule in which services of the staff are available to the public?	Yes
1.29 Does the library have the facilities necessary to support such a collection, staff, and schedule?	Yes
1.30 Is this library supported in whole or in part with public funds?	Yes
1.31 Does this public library meet ALL the criteria of the FSCS public library definition? [PLS 2031]	Yes

SERVICE OUTLETS (2.1 - 2.16)

This section gathers information about the service outlets (centrals, branches, bookmobiles) of your library. Locations can only be added to this survey by State Library staff. If you have a branch or bookmobile and do not see its name listed in question 2.3a, please contact IPLAR@ilsos.gov so that it can be added.

2.1a Total number of bookmobiles [PLS 211 & PLS 712]	0
2.1b Total number of branch libraries [PLS 210]	0
2.2a Are any of the branch libraries a combined public and school library?	
2.2b If YES, provide the name of the branch or branches	

Service Outlet Name

Location	2.3a Branch or Bookmobile Legal Name [PLS 702]	2.3b If the outlet's legal name has changed, then enter the updated answer here.	2.3c Was this an official name change?
DECATUR P.L.	DECATUR PUBLIC LIBRARY		

ISL Control Number

Location	2.4 ISL Control # [PLS 701]	2.5 ISL Branch # [PLS 701]
DECATUR P.L.	30221	3022100

Street Address

Location	2.6a Street Address [PLS 703]	2.6b If the outlet's street address has changed, then enter the updated answer here.	2.6c Was this a physical location change?
DECATUR P.L.	130 NORTH FRANKLIN STREET		

Address

Location	2.7a City [PLS 704]	2.7b If the outlet's city has changed, then enter the updated answer here.	2.8a Zip Code [PLS 705]	2.8b If the outlet's zip code has changed, then enter the updated answer here.
DECATUR P.L.	DECATUR		62523	

County & Phone

Location	2.9a County [PLS 707]	2.9b If the outlet's county has changed, then enter the updated answer here.	2.10a Telephone [PLS 7081]	2.10b If the outlet's phone number has changed, then enter the updated answer here.
DECATUR P.L.	Macon		21742242900	

Square Feet

Location	2.11a Square Footage of Outlet [PLS 711]	2.11b If the facility's square footage has changed, then enter the updated answer here.	2.11c Indicate the reason for the change/variance in square footage for this annual report as compared to the previous annual report.
DECATUR P.L.	108,505		

IDS

Hours and Attendance

Location	2.12 Total public service hours PER YEAR for this service outlet [PLS 713]	2.13 Total number of weeks, during the fiscal year, this service outlet was open for service to the public [PLS 714]	2.14 Total annual attendance/visits in the outlet
DECATUR P.L.	3,076	52	175,547

ANNUAL REPORT DATA (3.1 - 3.7)

Please enter the time period covered by this annual report and the name and contact information for the person preparing the report. The report period should cover the time from the end of the previous IPLAR through the end of your most current fiscal year. If your library switched to a new fiscal year during the latest period, this may mean that your report needs to cover more or less than a twelve (12) month period.

3.1 Fiscal Year Start Date (mm/dd/year) [PLS 2061]	01/01/2025
3.2 Fiscal Year End Date (mm/dd/year) [PLS 207]	12/31/2025
3.3 Number of months in this fiscal year	12
3.4 Name of person preparing this annual report	Rick Meyer
3.5 Telephone Number of Person Preparing Report	217-421-9713
3.6 E-Mail Address of Person Preparing Report	rmeyer@decalurlibrary.org

REFERENDA (4.1 - 4.7)

Please enter information regarding any referenda the library was involved in during the fiscal year report period. A referendum requires a question be submitted to the voters at an election held under the general election law. Examples are: bond issue, district establishment, tax increase.

4.1a Was your library involved in a referendum during the fiscal year reporting period?	No
4.1b How many referenda was your library involved in?	

Referendum 1

4.2 Referendum Type	4.3 If Other, what was the referendum type?	4.4 Referendum Date (mm/dd/year)	4.5 Passed or Failed?	4.6 Effective Date (mm/dd/year)	4.7 Referendum ballot language documentation
			Failed?		

Referendum 2

4.2 Referendum Type	4.3 If Other, what was the referendum type?	4.4 Referendum Date (mm/dd/year)	4.5 Passed or Failed?	4.6 Effective Date (mm/dd/year)	4.7 Referendum ballot language documentation
			Failed?		

Referendum 3

4.2 Referendum Type	4.3 If Other, what was the referendum type?	4.4 Referendum Date (mm/dd/year)	4.5 Passed or Failed?	4.6 Effective Date (mm/dd/year)	4.7 Referendum ballot language documentation
			Failed?		

Referendum 4

4.2 Referendum Type	4.3 If Other, what was the referendum type?	4.4 Referendum Date (mm/dd/year)	4.5 Passed or Failed?	4.6 Effective Date (mm/dd/year)	4.7 Referendum ballot language documentation
			Failed?		

Referendum 5

4.2 Referendum Type	4.3 If Other, what was the referendum type?	4.4 Referendum Date (mm/dd/year)	4.5 Passed or Failed?	4.6 Effective Date (mm/dd/year)	4.7 Referendum ballot language documentation
			Failed?		

CURRENT LIBRARY BOARD (5.1 - 5.13)

Please report the number of board seats and the number of vacancies. Be sure to provide current board member information; including name, position, telephone number, e-mail address, home address, and term expiration date. If there are vacancies, please explain.

All personal identifying information is FOIA exempt and will NOT be released to the public. The only information that the Illinois State Library will release upon request is the board member name, trustee position and term expiration date.

Report the most current information available.

5.1 Total number of board seats	9
5.2 Total number of vacant board seats	0
5.2b Please explain	
5.3 This public library board of trustees attests that the current board is legally established, organized, and the terms of office for library trustees are all unexpired.	Yes
5.4 If NO, please explain	

First Member

5.5 Name	Karl Coleman
5.6 Trustee Position	President
5.7 Present Term Ends (mm/year)	06/2026
5.8 Telephone Number	[REDACTED]
5.9 Trustee E-mail Address	kcoleman@decalurlibrary.org
5.10 Home Address	[REDACTED]
5.11 City	Decatur
5.12 State	IL
5.13 Zip Code	62522

Second member

5.5 Name	Sofia Xethalis
5.6 Trustee Position	Vice-President
5.7 Present Term Ends (mm/year)	06/2028
5.8 Telephone Number	[REDACTED]
5.9 Trustee E-mail Address	sxethalis@decalurlibrary.org
5.10 Home Address	[REDACTED]
5.11 City	Decatur
5.12 State	Illinois
5.13 Zip Code	62521

Third member

5.5 Name	Emily West
5.6 Trustee Position	Secretary
5.7 Present Term Ends (mm/year)	06/26
5.8 Telephone Number	[REDACTED]
5.9 Trustee E-mail Address	ewest@decaturlibrary.org
5.10 Home Address	[REDACTED]
5.11 City	Decatur
5.12 State	Illinois
5.13 Zip Code	62521

Fourth member

5.5 Name	Peggy Ankrom
5.6 Trustee Position	Other
5.7 Present Term Ends (mm/year)	06/2028
5.8 Telephone Number	[REDACTED]
5.9 Trustee E-mail Address	pankrom@decaturlibrary.org
5.10 Home Address	[REDACTED]
5.11 City	Decatur
5.12 State	IL
5.13 Zip Code	62522

Fifth member

5.5 Name	Samantha Carroll
5.6 Trustee Position	Other
5.7 Present Term Ends (mm/year)	06/2027
5.8 Telephone Number	[REDACTED]
5.9 Trustee E-mail Address	scarroll@decaturlibrary.org
5.10 Home Address	[REDACTED]
5.11 City	Decatur
5.12 State	IL
5.13 Zip Code	62522

Sixth member

5.5 Name	Paula Cross
5.6 Trustee Position	Other

5.7 Present Term Ends (mm/year)	06/2026
5.8 Telephone Number	[REDACTED]
5.9 Trustee E-mail Address	pcross@decaturlibrary.org
5.10 Home Address	[REDACTED]
5.11 City	Decatur
5.12 State	IL
5.13 Zip Code	62522

Seventh member

5.5 Name	Kaylee Ledbetter
5.6 Trustee Position	Other
5.7 Present Term Ends (mm/year)	06/2027
5.8 Telephone Number	[REDACTED]
5.9 Trustee E-mail Address	kledbetter@decaturlibrary.org
5.10 Home Address	[REDACTED]
5.11 City	Decatur
5.12 State	IL
5.13 Zip Code	62521

Eighth member

5.5 Name	Joren Martin
5.6 Trustee Position	Other
5.7 Present Term Ends (mm/year)	06/2027
5.8 Telephone Number	[REDACTED]
5.9 Trustee E-mail Address	jmartin@decaturlibrary.org
5.10 Home Address	[REDACTED]
5.11 City	Decatur
5.12 State	IL
5.13 Zip Code	62521

Ninth member

5.5 Name	Ashley Petty
5.6 Trustee Position	Other
5.7 Present Term Ends (mm/year)	06/2028
5.8 Telephone Number	[REDACTED]
5.9 Trustee E-mail Address	apetty@decaturlibrary.org
5.10 Home Address	[REDACTED]
5.11 City	Decatur

5.12 State	IL
5.13 Zip Code	62522

FACILITY/FACILITIES (6.1-6.3b)

Please provide the requested information about the library's facilities.

6.1 Total Number of Meeting Rooms	6
6.2 Total number of times meeting room(s) used by the public during the fiscal year	672
6.3 Total Number of Study Rooms	1
6.4 Total number of times study room(s) used by the public during the fiscal year	-1 Unknown

ASSETS AND LIABILITIES (7.1 - 7.13)

The below sections request information regarding property, fiscal accumulations and outstanding liabilities. These sections are required by statute [75 ILCS 5/4-10, 75 ILCS 16/30-65] to be included in the annual report. Please provide the requested information in each section.

Property

Libraries are required by statute [75 ILCS 5/4-10(4), 75 ILCS 16/30-65(a)(3)] to provide a statement as to property acquired through legacy, purchase, gift or otherwise. Please provide this information in the section below.
 Note: This is not the place to list any new vehicles purchased.

7.1 What is the estimated current fair market value for the library's real estate (land and buildings including garages, sheds, etc.)?	\$0
7.2 During the last fiscal year, did the library acquire any real and/or personal property?	Yes

IF YES, how much of the property was acquired through the following options? (Enter dollar amount for each option 7.3-7.6 that applies)

7.3 Purchase	\$525,553
7.4 Legacy	0
7.5 Gift	0
7.6 Other	0
7.7 Provide a general description of the property acquired.	Furniture

Fiscal Accumulations

Libraries are required by statute [75 ILCS 5/4-10(7), 75 ILCS 16/30-65(a)(4)] to provide a statement as to the amount of any fiscal accumulations and the reasons for the accumulations. Please provide this information in the section below.

7.8 Does your library have fiscal accumulations (reserve funds, outstanding fund balances, etc.)?	Yes
---	-----

<p>7.9 IF YES, then provide a statement that details the dollar amount(s) and the reason(s) for the fiscal accumulations.</p>	<p>\$1,520,010.72 balance in Operating Cash to end year. \$22,225.77 in Capital Reserves. \$5,935.85 Cantoni Fund for books. \$31,901.47 in Meyer Fund for local history. \$12,659.24 in Memorials and Donations.</p>
---	---

Liabilities

Libraries are required by statute [75 ILCS 5/4-10(8), 75 ILCS 16/30-65(a)(5)] to provide a statement as to any outstanding liabilities, including for bonds still outstanding. Please provide this information in the section below.

<p>7.10 Does your library have any outstanding liabilities including bonds, judgments, settlements, etc.?</p>	<p>No</p>
<p>7.11 IF YES, what is the total amount of the outstanding liabilities?</p>	
<p>7.12 IF YES, then prepare a statement that identifies each outstanding liability and its specific dollar amount.</p>	

OPERATING RECEIPTS BY SOURCE (8.1 - 8.21)

Libraries are required by statute [75 ILCS 5/4-10(1)(9), 75 ILCS 16/30-65(a)(6)] to provide an itemized statement of operating receipts. "Operating receipts" are the monies received and utilized during the library's fiscal year to support the provision of ongoing, day-to-day library services. Only include funds received during the report period. If the library was awarded a grant, but only received part of the funds during the report period, report only the portion of the grant received, not the whole amount of the grant.

Exclude revenue for major capital expenditures, contributions to endowments, revenue passed through to another agency, funds unspent in previous fiscal years (e.g. carryover), and tax anticipation warrants.

NOTE: Round answers to the nearest whole dollar.

Local Government

This includes all local government funds designated by the community, district, or region and available for expenditure by the public library. For example, include receipts from: local property taxes (library taxes), impact fees (IL Highway Code), the Mobile Home Local Services Tax Act. Do not include the value of any contributed or in-kind services or the value of any gifts and donations, library fines, fees, or grants. Do not include state, federal, and other funds passed through local government for library use. Report these funds with state government revenue or federal government revenue, as appropriate.

<p>8.1 Local government [PLS 300] (includes all local government funds designated by the community, district, or region and available for expenditure by the public library, except capital income from bond sales which must be reported in 12.1a only)</p>	<p>\$3,759,521</p>
<p>8.1a Is this library's annual tax levy/fiscal appropriation subject to tax caps [the Property Tax Extension Limitation Law, 35 ILCS 200/18-185, et seq.]?</p>	<p>No</p>
<p>8.1b Local government funds for the ensuing or upcoming/current fiscal year (includes all local government funds designated by the community, district, or region and available for expenditure by the public library, except capital income from bond sales.)</p>	<p>\$4,113,080</p>

State Government

These are all funds distributed to public libraries by state government for expenditure by the public libraries, except for

federal money distributed by the state. This includes funds from such sources as penal fines, license fees, and mineral rights.

Note: If operating revenue from consolidated taxes is the result of state legislation, the revenue should be reported under state revenue (even though the revenue may be from multiple sources).

If you are not sure if funds you received through the State of Illinois are federal or state funds, please contact IPLAR@ilsos.gov or the Library Development Group at 217-524-8836.

8.2 Per capita grant	\$104,120
8.3 Equalization aid grant	\$0
8.4 Personal property replacement tax	\$441,193
8.5 Other State Government funds received	\$0
8.6 If Other, please specify	-1 Not Applicable
8.7 Total State Government Funds (8.2 + 8.3 + 8.4 + 8.5) [PLS 301]	\$545,313

Federal Government

This includes all federal government funds distributed to public libraries for expenditure by the public libraries, including federal money distributed by the State of Illinois (e.g., LSTA grants paid directly to your library).

If you are unsure if the funds you received through the State of Illinois were federal or state funds, please contact IPLAR@ilsos.gov or the Library Development Group at 217-524-8836.

8.8 LSTA funds received	\$0
8.9 E-Rate funds received	\$0
8.10 Other federal funds received	\$0
8.11 If Other, please specify	-1 Not Applicable
8.12 Total Federal Government Funds (8.8 + 8.9 + 8.10) [PLS 302]	\$0

Other Income

This is all operating revenue other than that reported under local, state, and federal funds. Include, for example, monetary gifts and donations received in the current year, interest, library fines, fees for library services, or grants. Do not include the value of any contributed or in-kind services or the value of any non-monetary gifts and donations.

8.13 Monetary Gifts and Donations	\$231,921
8.14 Other receipts intended to be used for operating expenditures	\$101,971
8.15 TOTAL all other receipts (8.13 + 8.14) [PLS 303]	\$333,893
8.16 Other non-capital receipts placed in reserve funds	\$376,236

Total Operating Receipts

8.17 TOTAL receipts (8.1 + 8.7 + 8.12 + 8.15) [PLS 304]	\$4,638,727
---	-------------

Safeguarding of Library Funds

This section requests information to verify that libraries meet the statutory required minimum level of insurance for library funds [75 ILCS 5/4-9 and 75 ILCS 16/30-45(e)]. According to these statutes, "the library shall provide the Illinois State Library a copy of the library's certificate of insurance at the time the library's annual report is filed."

For municipalities of less than 500,000 population, 75 ILCS 5/4-9 requires that the bond be "...not less than 10% of the total funds received by the library in the last fiscal year...", or the insurance policy or other insurance instrument's coverage "...shall be in an amount at least equal to 50% of the average amount of the library's operating fund from the prior 3 fiscal years."

For public library districts, 75 ILCS 16/30-45(e) requires that the bond be "...based upon a minimum of 10% of the total funds received by the district in the last previous fiscal year...", or the insurance policy or other insurance instrument's coverage "... shall be in an amount at least equal to 10% of the average amount of the district's operating fund from the prior 3 fiscal years."

8.18a	The library safeguards its funds using which option?	Surety Bond
8.18b	Proof of Insurance for Library Funds	2025 2026 Surety Bond.pdf
8.19	What is the coverage amount of either the surety bond OR the insurance policy/insurance instrument?	\$5,000,000
8.20	Is the amount of the surety bond, insurance policy or other insurance instrument in compliance with library law?	Yes
8.21	The designated custodian of the library's funds is	Municipal Corporate Authority

OPERATING EXPENDITURES BY CATEGORY (9.1 - 11.2)

Libraries are required by statute [75 ILCS 5/4-10(2), 75 ILCS 16/30-65(a)(6)] to provide an itemized statement as to how operating revenues have been expended during the fiscal year report period. "Operating expenditures" are the current and recurrent costs necessary to support the provision of library services.

Include: Significant costs, especially benefits and salaries, that are paid by other taxing agencies (government agencies with the authority to levy tax) "on behalf of" the library may be included if the information is available to the reporting agency. Only such funds that are supported by expenditure documents (such as invoices, contracts, payroll records, etc.) at the point of disbursement should be included.

Exclude: Do not report the value of free items, estimated costs, and capital expenditures.

NOTE: Round answers to the nearest whole dollar.

STAFF EXPENDITURES (9.1-9.3)

This section gathers information on staff benefits and salaries. If the information is available, include benefits and salaries for staff that are paid by other taxing agencies (government agencies with the authority to levy tax) "on behalf of" the library.

NOTE: Round answers to the nearest whole dollar.

Note: For the IRS definition of "Fringe Benefits" see here: <https://www.irs.gov/publications/p15b>

9.1 Salaries and wages for all library staff [PLS 3501]	\$1,849,254
9.2a Fringe benefits, for all library staff, paid for from either the library's or the municipal corporate authority's appropriation [PLS 3511]	\$1,014,030
9.2b If this library answered question 9.2a as zero, please select an explanation from the drop-down box.	
9.3 Total Staff Expenditures (9.1 + 9.2) [PLS 3521]	\$2,863,284

COLLECTION EXPENDITURES (10.1 - 10.4)

Include expenditures for all materials in all formats (e.g., print, microform, electronic) whether purchased, leased or licensed. Exclude charges or fees for interlibrary loans and expenditures for document delivery.

NOTE: Round answers to the nearest whole dollar.

10.1 Printed Materials (books, newspapers, etc.) [PLS 3531] ¹	\$88,787
10.2 Electronic Content Expenditures (e-books, databases, etc.) [PLS 354]	\$231,486
10.3a Other Physical Materials Expenditures [PLS 3551]	\$17,358
10.3b Please list the types of materials purchased in 10.3a	DVDs/CDS
10.4 TOTAL Collection Expenditures (10.1 + 10.2 + 10.3) [PLS 3561]	\$337,632

OTHER OPERATING EXPENDITURES (11.1 - 11.2)

This includes all expenditures other than those reported for Staff Expenditures and Collection Expenditures. Exclude purchases of major fixed assets, which should be reported in capital expenditures (12.7).

NOTE: Round answers to the nearest whole dollar.

11.1 All other operating expenditures not included above (supplies, utilities, legal fees, etc.) [PLS 3571] ²	\$1,780,537
11.2 TOTAL operating expenditures (9.3 + 10.4 + 11.1) [PLS 3581]	\$4,981,453

CAPITAL REVENUE AND EXPENDITURES (12.1 - 12.7)

This section gathers information on capital revenue and expenditures. Provide information for funds received and spent during the fiscal year report period only. If the library was awarded a grant, but only received part of the funds during the report period, report only the amount of the funds received, not the entire grant award.

Capital Revenue

Include funds received during the fiscal year report period for: site acquisitions; new building(s); additions to or renovations of existing buildings; furnishings, equipment, and initial collections for new buildings, building additions, or building renovations; computer hardware and software used to support library operations, to link to networks, or to run information products; new vehicles; or other one-time major projects.

Exclude revenue for: replacement and/or repair of existing furnishings and equipment, regular purchase of library materials, investments for capital appreciation, income passed through to another agency (e.g., fines), and funds unspent in previous fiscal year (e.g., carryover).

NOTE: Round answers to the nearest whole dollar.

12.1a Local Government: Capital Income from Bond Sales	\$0
12.1b Local Government: Other	\$0
12.1c Total Local Government (12.1a + 12.1b) [PLS 400]	\$0
12.2 State Government [PLS 401]	\$0
12.3 Federal Government [PLS 402]	\$0
12.4 Other Capital Revenue [PLS 403]	\$354,025
12.5 If Other, please specify	\$350,000 transferred from Operating Budget, the rest is interest and investment income
12.6 Total Capital Revenue (12.1c + 12.2 + 12.3 + 12.4) [PLS 404]	\$354,025

Capital Expenditures

Include funds expended during the fiscal year report period for: site acquisitions; new building(s); additions to or renovations of existing buildings; furnishings, equipment, and initial collections for new buildings; building additions, or building renovations; computer hardware and software used to support library operations, to link to networks, or to run information products; new vehicles; or other one-time major projects.

Exclude expenditures for: replacement and/or repair of existing furnishings and equipment; regular purchase of library materials; investments for capital appreciation, income passed through to another agency (e.g., fines), and funds unspent in previous fiscal year (e.g., carryover).

NOTE: Round answers to the nearest whole dollar.

12.7 Total Capital Expenditures [PLSC 405]	\$525,553
--	-----------

PERSONNEL (13.1 - 13.46)

Include all positions funded in the library's budget whether those positions are filled or not. Report position figures as of the last day of the fiscal year. Include only paid employees. Do NOT include volunteers.

Report personnel in the appropriate categories based on the type of library work being performed rather than on an employee's educational qualifications.

The FTE (full-time equivalent/employee) calculator utilizes the IMLS/PLSC national standard for a full-time work week as 40 hours per week. Illinois libraries should report each staff member's hours per week based on the number of hours worked. If your library considers 35-39+ hours per week as a full-time work week, then report using those figures. DO NOT inflate the hours your library considers as a full-time work week in order to force the resulting calculation to equal 1 FTE. For national comparison purposes, your library must report the total hours per week based on your local standard. For example, for an Illinois library that considers 37.5 hours per week as a full-time work week, the FTE calculation reported nationally will be .9375 or .94 rather than 1.00.

Group A

This category includes all LIBRARIANS with MASTER'S DEGREES from an American Library Association (ALA) ACCREDITED program of Library and Information Studies. Another row will automatically appear once data is entered in the current row.

Summary	11	11	60.10000040.3000	40.00000040.0000
13.1 Position Title	13.2 Primary Work Area	13.3 Hourly Rate	13.4 Total Hours/Week	
City Librarian	Library Director	\$60.10	40.00	
Head of Programs, Resources, and Services	Adult Services	\$40.30	40.00	
Head of Circulation & Technical Services	Circulation	\$37.40	40.00	
Public Services and Technology Librarian	Reference	\$28.17	40.00	
Collections Librarian	Collection Development Acquisitions	\$29.89	40.00	
Children's Librarian	Children's Services	\$28.55	40.00	
Head of Archives and Special Collections	Other Type of Librarian	\$34.10	40.00	
Teen Librarian	Young Adult Services	\$24.59	40.00	
Local History Library Assistant	Other Type of Librarian	\$25.85	20.00	
Library Assistant	Children's Services	\$22.36	20.00	
Programming Librarian	Adult Services	\$28.24	40.00	

Group A Total

13.5 Total Group A: FTE ALA-MLS (13.4 / 40) [PLS 250] **10.00**

Group A hidden group hours

Group B

This category includes other librarians. Include employees with the TITLE of LIBRARIAN who either have other types of library education (non-American Library Association (ALA) accredited library degrees; undergraduate library science majors or minors) OR do paid work that usually requires professional training and skill in the theoretical or scientific aspects of library work, or both, as distinct from its mechanical or clerical aspects. Another row will automatically appear once data is entered in the current row.

Summary	9	9	9	23.9100024.4800	20.00000040.0000
	13.6 Position Title	13.7 Primary Work Area	13.8 Education Level	13.9 Hourly Rate	13.10 Total Hours/Week
	Library Assistant	Other Type of Librarian	Bachelor's Degree: No library science	\$23.91	20.00
	Library Assistant	Adult Services	Master's Degree: Not in library science	\$24.48	40.00
	Library Assistant	Children's Services	Master's Degree: Not in library science	\$22.67	20.00
	Library Assistant	Children's Services	Bachelor's Degree: No library science	\$25.85	40.00
	Library Assistant	Children's Services	Master's Degree: Not in library science	\$25.85	40.00
	Library Assistant	Adult Services	Bachelor's Degree: No library science	\$25.85	40.00
	Library Assistant	Adult Services	Master's Degree: Not in library science	\$22.75	40.00
	Junior Cataloger	Cataloging	Master's Degree: Not in library science	\$25.66	40.00
	Junior Cataloger	Cataloging	Less than a Bachelor's degree	\$25.66	40.00

Group B Total

13.11 Total Group B: FTE Other Librarians (13.10/40)	8.00
13.12 Total FTE Librarians (13.5 + 13.11) [PLS 251]	18.00

Group C

This category includes full-time and part-time professional staff without the title of librarian and administrative support specialists (personnel director, business manager, public relations, other non-library specialists), information technology professionals (IT director, webmaster) and other technical and clerical employees.

13.13 Total hours worked in a typical week by all Group C employees	485.00
13.14 Minimum hourly rate actually paid	\$17.54
13.15 Maximum hourly rate actually paid	\$42.14
13.16 Total FTE Group C employees (13.13 / 40)	12.13

Group D

This category includes full-time and part-time pages or shelvers.

13.17 Total hours worked in a typical week by all Group D employees	120.00
13.18 Minimum hourly rate actually paid	\$16.07
13.19 Maximum hourly rate actually paid	\$17.31
13.20 Total FTE Group D employees (13.17 / 40)	3.00

Group E

This category includes full-time and part-time building maintenance, security or plant operation employees.

13.21 Total hours worked in a typical week by all Group E employees	0.00
13.22 Minimum hourly rate actually paid	\$0.00
13.23 Maximum hourly rate actually paid	\$0.00
13.24 Total FTE Group E employees (13.21 / 40)	0.00
13.25 Total FTE Other Paid Employees from Groups C, D, and E (13.16 + 13.20 + 13.24) [PLS 252]	15.13
13.26 Total FTE Paid Employees (13.12 + 13.25) [PLS 253]	33.13

Librarian Vacancies

Include only those budgeted librarian positions vacant on the last day of this fiscal year for which there was an active search while the position remained vacant. Another row will automatically appear once data is entered in the current row.

Summary									
---------	--	--	--	--	--	--	--	--	--

13.27 Position Title	13.28 Primary Work Area	13.29 Education Level	13.30 Total Hours/Week	13.31 Number of Weeks Vacant during report period.	13.32 Annual Salary Range Minimum	13.33 Annual Salary Range Maximum

Newly Created Librarian Positions

Include any newly created librarian positions which were created during the fiscal year reporting period. Another row will automatically appear once data is entered in the current row.

Summary	13.34 Position Title	13.35 Primary Work Area	13.36 Education Level	13.37 Total Hours/Week	13.38 Current Status: Filled or Unfilled	13.39 Date Filled (mm/year, if applicable)

Eliminated Librarian Positions

An eliminated librarian position is one that was budgeted for during the previous fiscal year period but was not in the budget for the current report period. Another row will automatically appear once data is entered in the current row.

Summary	13.40 Position Title	13.41 Primary Work Area	13.42 Education Level	13.43 Total Hours/Week	13.44 Date Eliminated (mm/year)	13.45 Last Annual Salary Paid	13.46 Reason Eliminated

LIBRARY VISITS (14.1 - 14.1a)

This section collects information on the number of library visits. This is prefilled, based on the answer from Section 2.14.

14.1 Total annual visits/attendance in the library [PLS 501]	175,547
14.1a Library Visits Reporting Method [PLS 501a]	Annual Count

PROGRAMS, ACTIVITIES & ATTENDANCE (15.1 - 15.38)

SYNCHRONOUS PROGRAMS

A synchronous program is any planned event which introduces the group attending to any of the broad range of library services or activities or which directly provides information to participants. Programs may cover use of the library, library services, or library tours. Programs may also provide cultural, recreational, or educational information, often designed to meet a specific social need. Examples of these types of programs include film showings, lectures, story hours, literacy, English as a second language, citizenship classes, and book discussions.

Count all programs, whether held on- or off-site that are sponsored or co-sponsored by the library. Exclude programs sponsored by other groups that use library facilities.

Note: For more information, please refer to the Counting Opinions login screen for links to helpful worksheets and guides.

SELF-DIRECTED ACTIVITIES

A self-directed (asynchronous or passive) activity is any planned event for which the patron can participate on their own (instead of at a designated time with a group). Registration is not required. A staff member may monitor the activity but may or may not directly interact with the participants. Examples of these types of events include drop-in craft sessions, take and make kits, library scavenger hunts (when not done as part of a group), etc. For guidance on Virtual Asynchronous (self-directed) activities and views, please refer to 15.37 Total Number of Asynchronous (Virtual) Program Presentations, and 15.38 Total Views of Asynchronous (Virtual) Program Presentations.

Note: For more information, please refer to the Counting Opinions login screen for links to helpful worksheets and guides.

	15.1 Synchronous Programs (All Group Programs by Age)	15.2 Attendance	15.3 Self Directed Activities	15.4 Self Directed Activity Participants
Children (0-5)	115	3,781	7	2,449
Children (6-11)	88	6,764	2	1,295
Young Adults (12-18)	3114	4593	5	466
Adults (19 and older)	332	3,323	7	1,376
General Interest	548	63,685	0	0
Total	697	18,146	21	5,586

Onsite, Offsite and Virtual (All Group Programs by Type)

	15.29 Program Sessions	15.30 Program Attendance
Synchronous In-Person Onsite Program Sessions	595	11,936
Synchronous In-Person Offsite Program Sessions	31	75,197
Synchronous Virtual Program Sessions	71	1,013
Total	697	18,146

Historic - retired 2021

15.1 Total Number of Children's Programs Retired 2021

15.2 Children's Program Attendance Retired 2021

15.3 Total Number of Children's Passive Programs Retired 2021

15.4 Children's Passive Program Attendance Retired 2021

Asynchronous Virtual Presentations (Subset of Self-Directed Activities)

15.37 Total Number of Asynchronous (Virtual) Program Presentations [PLS 620] **37**

15.38 Total Views of Asynchronous (Virtual) Program Presentations [PLS 630] **895**

REGISTERED USERS (16.1 - 16.4)

This section collects information about the number of resident and non-resident library users. A registered user is a library user who has applied for and received an identification number or card from the public library that has established conditions under which the user may borrow library materials and gain access to other library resources.

Note: Files should have been purged within the past three (3) years.

16.1 Total Number of Unexpired Resident Cards	17,794
16.2 Total Number of Unexpired Non-resident Cards	23
16.2a Of the total in 16.2, how many Cards for Kids Act cards were issued?	0
16.2b Of the total in 16.2, how many Disabled Veterans cards were issued?	0
16.2c What was the total amount of the fees collected from the sale of non-resident cards during the past fiscal year?	\$0.00
16.3 Total Number of Registered Users (16.1 + 16.2) [PLS 503]	17,817
16.4 Is your library's registered user/patron file purged a minimum of one time every three years?	Yes
16.5 Does the library charge overdue fines to any users when they fail to return physical print materials by the date due? [PLS 504]	No
16.6 Did your library board adopt a policy to waive the non-resident fee for persons under the age of 18?	No

RESOURCES OWNED (17.1 - 17.25)

Libraries are required by statute [75 ILCS 5/4-10(3), 75 ILCS 16/30-65(a)(6)] to provide a statement as to the number and character of items in the library's collection available for use as of the last day of the fiscal year report period.

This section of the survey collects data on selected types of materials. It does not cover all materials (i.e., microforms, loose sheet music, maps, and pictures) for which expenditures are reported under Print Materials Expenditures, Electronic Materials Expenditures, and Other Material Expenditures. Under this category report only items the library has acquired as part of the collection and cataloged, whether purchased, lease, licensed, or donated as gifts that have been purchased, leased or licensed by the library, a consortium, the state library, a donor or other person or entity. Included items must only be accessible with a valid library card or at a physical library location; inclusion in the catalog is not required. Do not include items freely available without monetary exchange. Do not include items that are permanently retained by the patron; count only items that have a set circulation period where it is available for their use.

17.1 Print Materials [PLS 450]	156,797
17.2 Current Print Serial Subscriptions	127
17.3 Total Print Materials (17.1+17.2)	156,924
17.4 Audio Recordings: Physical Units Held at end of the fiscal year [PLS 452]	11,265
17.5 DVDs/Videos: Physical Units Held at end of the fiscal year [PLS 454]	13,705
17.6 Other Circulating Physical Items [PLS 462]	104
17.7 Total Physical Items in Collection [PLS 461]	181,871

Electronic Materials and Collections

This section asks how the library obtains electronic materials, research databases and online learning platforms. Please answer yes or no to the following questions.

17.8 Did your library provide access to e-Books purchased solely by the library? [PLS 525]	Yes
17.9 Did your library provide access to e-Books purchased via a consortium, cooperative, or other similar group at the local, regional, or state level? Answer yes or no. [PLS 526]	Yes
17.10 Did your library provide access to e-Books provided by the State Library at no or minimal cost to your library? [PLS 527]	No
17.11 Did your library provide access to e-Serials purchased solely by the library? [PLS 528]	No
17.12 Did your library provide access to e-Serials purchased via a consortium, cooperative, or other similar group at the local, regional, or state level? [PLS 529]	No
17.13 Did your library provide access to e-Serials provided by the State Library at no or minimal cost to your library? [PLS 530]	No
17.14 Did your library provide access to e-Audio purchased solely by the library? [PLS 531]	Yes
17.15 Did your library provide access to e-Audio purchased via a consortium, cooperative, or other similar group at the local, regional, or state level? [PLS 532]	No
17.16 Did your library provide access to e-Audio provided by the State Library at no or minimal cost to your library? [PLS 533]	No
17.17 Did your library provide access to e-Video purchased solely by the library? [PLS 534]	Yes
17.18 Did your library provide access to e-Video purchased via a consortium, cooperative, or other similar group at the local, regional, or state level? [PLS 535]	No

17.19 Did your library provide access to e-Video provided by the State Library at no or minimal cost to your library? [PLS 536]	No
17.20 Did your library provide access to research databases purchased solely by the library? [PLS 537]	Yes
17.21 Did your library provide access to research databases purchased via a consortium, cooperative, or other similar group at the local, regional, or state level? [PLS 538]	No
17.22 Did your library provide access to research databases provided by the State Library at no or minimal cost to the library? [PLS 539]	Yes
17.23 Did your library provide access to online learning platforms purchased solely by the library? [PLS 540]	Yes
17.24 Did your library provide access to online learning platforms purchased via a consortium, cooperative, or other similar group at the local, regional, or state level? [PLS 541]	No
17.25 Did your library provide access to online learning platforms provided by the State Library at no or minimal cost to your library? [PLS 542]	Yes

USE OF RESOURCES (18.1 - 18.19)

Libraries are required by statute [75 ILCS 5/4-10(3), 75 ILCS 16/30-65(a)(6)] to provide a statement as to the number and character of items circulated by the library. Report for the library's entire fiscal year.

18.1 Circulation of Adult Physical Material	119,945
18.2 Circulation of Young Adult Physical Material	9,405
18.3 Circulation of Children's Physical Material [PLS 549]	83,636
18.4 Total number of physical materials loaned (18.1 + 18.2 + 18.3)	212,986

Report circulation, including renewals, by the material types below.

18.5 Books- Physical	162,742
18.6 Videos/DVDs- Physical	38,629
18.7 Audios (include music)- Physical	8,923
18.8 Magazines/Periodicals- Physical	2,514
18.9 Other Items- Physical [PLS 561]	135
18.10 Physical Item Circulation (18.5-18.9) [PLS 553]	212,943
18.11 Did your library offer automatic renewal for any physical materials during the reporting period? [PLS 505]	No
18.12 e-Book Circulation [PLS 545]	20,760
18.13 e-Serial Circulation [PLS 546] 8	0
18.14 e-Audio Circulation [PLS 547]	37,122
18.15 e-Video Circulation [PLS 548]	12,278
18.16 Use of Electronic Materials [PLS 552]	70,160
18.17 Total Circulation of Materials [PLS 550]	283,103
18.18 Interlibrary Loans Provided TO Other Libraries [PLS 575]	35,508
18.19 Interlibrary Loans Received FROM Other Libraries [PLS 576]	33,218
18.20 If your library purchases research databases and online learning platforms, list the total use	544,513

PATRON SERVICES (19.1-19.2)

This section gathers information on services the library provides to its patrons. Please fill in the information requested.

Reference Transactions

Reference Transactions are information consultations in which library staff recommend, interpret, evaluate, and/or use information resources to help others to meet information needs.

NOTES:

- (1) A reference transaction includes information and referral service, scheduled and unscheduled individual instruction and assistance in using information sources (including websites and computer-assisted instruction).
 - (2) Count Readers Advisory questions as reference transactions.
 - (3) Information sources include (a) printed and nonprinted material; (b) machine-readable databases (including computer-assisted instruction); (c) the library's own catalogs and other holdings records; (d) other libraries and institutions through communication or referral; and (e) persons both inside and outside the library.
 - (4) When a staff member uses information gained from previous use of information sources to answer a question, the transaction is reported as a reference transaction even if the source is not consulted again.
 - (5) If a contact includes both reference and directional services, it should be reported as one reference transaction.
 - (6) Duration should not be an element in determining whether a transaction is a reference transaction.
 - (7) Do not include transactions that include only a directional service, such as instruction for locating staff, library users, or physical features within the library. Examples of directional transactions include, "Where is Susan Smith? Can you help me make a photocopy?"
- If an annual count of reference transactions is unavailable, count reference transactions during a typical week or weeks, and multiply the count to represent an annual estimate
- A "typical week" is a time that is neither unusually busy nor unusually slow. Avoid holiday times, vacation periods for key staff, or days when unusual events are taking place in the community or in the library. Choose a week in which the library is open its regular hours.

19.1 Total Annual Reference Transactions [PLS 502]

26,057

19.1a Reference Transactions Reporting Method [PLS 502a]

Annual Count

One-on-One Tutorials

One-on-one tutorials are when a staff member spends a considerable amount of time tutoring or teaching a patron on a specific subject. Note that these are different from programs, which are put on for a group, and reference transactions, which are limited to information consultations (see definition above).

19.2 Total Annual One-on-One Tutorials

1,032

AUTOMATION (20.1 - 20.5)

This section is collecting information about automation technology in your library. Please provide the requested information below.

20.1 Total number of ALL computers in the library	133
20.2 Total number of PUBLIC USE (Internet and non-Internet accessible) computers in the library)	38
20.3 Is your library's catalog automated?	Yes
20.4 Is your library's catalog accessible via the web?	Yes
20.5 Does your library have a telecommunications messaging device for the hearing impaired?	Yes

INTERNET (21.1 - 21.9)

This section collects information about internet services in the library facility. Please provide the requested information below.

21.1 Does your library have Internet access?	Yes
21.2a What is the maximum speed of your library's Internet connection? (Select one)	Other (specify)
21.2b If Other, please specify	150/150 Mbps
21.3 What is the monthly cost of the library's internet access?	\$0
21.4 Number of Internet Computers Available for Public Use [PLS 650]	27
21.5 Number of Uses (Sessions) of Public Internet Computers Per Year [PLS 651]	21,753
21.5a Reporting Method for Number of Uses of Public Internet Computers Per Year [PLS 651a]	Annual Count
21.6 Wireless Sessions Per Year [PLS 652]	20,028
21.6a Reporting Method for Wireless Sessions [PLS 652a]	Annual Count
21.7 Does your library utilize Internet filters on some or all of the public access computers?	Yes
21.8 Does your library provide instruction (workshops, classes) to patrons on the use of the Internet?	Yes

E-RATE (22.1 - 22.3)

E-Rate is the commonly used name for the Schools and Libraries Program of the Universal Service Fund, which is administered by the Universal Service Administrative Company (USAC) under the direction of the Federal Communications Commission (FCC). The program provides discounts to assist schools and libraries in the United States to obtain affordable telecommunications and Internet access.

If you want to learn more about E-Rate, RAILS Members should contact communications@railslibraries.org IHLS Members should contact membership@illinoisheartland.org

22.1 Did your library apply directly for E-rate discounts for the fiscal year?	No
22.2a If YES, did your library apply for Category 1, Category 2 or both?	
22.2b If YES, what is the dollar amount that your library was awarded for the fiscal year report period?	
22.3 If NO, why did your library NOT participate in the E-rate program?	We do not pay for internet service.

STAFF AND TRUSTEE DEVELOPMENT & TRAINING (23.1 - 23.3)

This section focuses on staff and trustee development and training. Please provide the requested information below.

23.1 How much money did your library spend on staff and trustee development and training this fiscal year? (Round answer to the nearest whole dollar.)	\$12,159
23.2 Does the above amount include travel expenses?	Yes
23.3 How many total hours of training did staff receive this year?	775.00
23.4 How many total hours of training did trustees receive this year?	20.00

COMMENTS AND SUGGESTIONS (24.1-24.3)

Please use this section to provide further information about your library and/or comments or suggestions for changes to the IPLAR process. We will use the comments you supply to better represent your data to the Public Library Survey and to help improve future versions of the IPLAR.

24.1 Are there any other factors that may have affected your library's annual report data of which you would like to make us aware?	-1No Comments
24.2 Are there any unique programs or services your library provided during the report period of which you would like to make us aware?	-1No Comments
24.3 Please provide any comments, suggestions or concerns about the Illinois Public Library Annual Report (IPLAR).	-1No Comments

PUBLIC LIBRARY DISTRICT SECRETARY'S AUDIT

Public Library Districts are required by statute [75 ILCS 16/30-65(a)(1),(c)(d)] to submit the Public Library District Secretary's Audit. For more information, please refer to the Counting Opinions login screen for links to templates and instruction sheets.

Note: While District Libraries are required to complete this Section, all other libraries are encouraged to perform the Secretary's Audit as well.

25.1 Upload Audit report	-1 Not Applicable
--------------------------	-------------------

IPLAR CERTIFICATION

Please have the library director, board president and board secretary type their names in the boxes provided to certify that they agree with the following statement:

This Illinois Public Library Annual Report (IPLAR) is being filed in accordance with 75 ILCS 5/4-10 (municipal libraries) or 75 ILCS 16/30-65 (public library districts). The undersigned authorized agents for this public library: (1) accept and acknowledge that the appended IPLAR is essentially accurate and correct; (2) transmit the appended IPLAR for review and any subsequent resolution; and, (3) agree that the electronic IPLAR copy submitted to the Illinois State Library shall serve as the official file copy.

	Electronic Signature	Date
Library Director	Rick Meyer	02/19/2026
President	Karl Coleman	02/19/2026
Secretary	Emily West	02/19/2026

IPLAR SUBMISSION REMINDERS

Follow these steps for IPLAR submission:

1. Select the "Verify" button located at the top of the screen.
2. Review the form and resolve any required fields or edit checks (they will be highlighted in red). In the case of edit checks, explain pragmatically why this year's answer is equal to, less than, or more than the previous year's answer.
3. Select the "Submit/Lock" button at the top of the page.

NOTE: All required questions must be answered and all edit checks must contain narrative notes in order for the survey to electronically submit, otherwise you will be taken to a review screen listing the questions that require additional information. If you have trouble getting the form to submit/lock, please contact Laura Keyes (IPLAR@ilsos.gov).

- 1, 10.1 2 points to make. Our book vendor went out of business and demand for electronic materials increased greatly and funds had to be reallocated. (0-2026-02-13)
- 2, 11.1 \$350k of this was money transferred to Capital Fund (0-2026-02-02)
- 3, 15.5 Our VA Librarian is in her second year and has been very successful. (0-2026-02-13)
- 4, 15.6 Our VA Librarian is in her second year and has been very successful. (0-2026-02-13)
- 5, 15.9 This is the result of a conscious decision by former Programming Librarian to develop more General Interest programming. (0-2026-02-13)
- 6, 15.10 This is the result of a conscious decision by former Programming Librarian to develop more General Interest programming. (0-2026-02-13)
- 7, [PLS 617] We hadn't tracked this last year. (0-2026-02-13)
- 8, 18.13 We did not provide access to e-series in 2025. (0-2026-02-13)



DECATUR PUBLIC LIBRARY

Your Destination for Discovery



Fiscal Year 2025 Annual Report

February 19, 2026



ANNUAL REPORT OF THE LIBRARY BOARD OF TRUSTEES FY 2025

The Library Board of Trustees of the City of Decatur makes this Annual Report to the City Council of the City of Decatur under the terms and provisions of Act 5, Article 4, Section 10 of Chapter 75 of the Illinois Compiled Statutes. This Annual Report covers the period for the fiscal year ending December 31, 2025 and is a report of the condition of the Board's trusts on that date.

A. STATEMENT OF MONEY RECEIVED--LIBRARY OPERATING FUND

Beginning fund balance, January 1, 2025	\$1,865,528.14
Real estate taxes	3,203,221.85
State replacement tax	441,193.28
Payment in Lieu of Taxes	556,298.88
State grants or other	104,119.95
Fines & fees	7893.40
Non-resident fees	0.00
Lost or damaged books	2667.44
Copies and miscellaneous	21,955.34
Meeting room fees	4472.20
Interest income	13,511.35
Investment Income	30,849.07
Sale of Library Property	39,036.85
Other Grants/Gifts	231,921.47
Reimbursement of Expense	6700.93
Total Revenue	\$4,638,726.53

B. STATEMENT OF EXPENDITURES--LIBRARY OPERATING FUND PERSONNEL

Salaries	\$1,849,080.37
Overtime	173.90
Pension Contribution	134,095.47
FICA/Medicare	137,616.42
Life insurance	2597.62



DECATUR PUBLIC LIBRARY

knowledge | creativity | inspiration

Medical insurance	726,750.00
Service recognition	12,970.22
Division Total	\$ 2,863,284.00
C.STATEMENT OF EXPENDITURES--LIBRARY OPERATING FUND	
To Employee Benefits-Unemployment	\$1176.00
Advertising	485.00
Service to Maintain Building	8695.05
Services to maintain office equipment	18,011.70
MIS services (City)	19,956.00
Telephone/Internet	9726.54
Banking Service Charges	259.83
Conferences/Travel/Continuing Ed	12,159.22
Postage	6549.37
Computer software	53,832.32
Transfer to General Fund-Admin Fee	189,792.00
Professional services	44,440.04
Membership fees	81,356.62
Materials to maintain building	88.06
Office supplies	30,647.07
Risk Management insurance	111,948.00
Small capital items	45,575.90
Building Lease Payment	589,375.00
Books and periodicals	233,228.23
Lost or Damaged Books	1056.84
Per Capita Expenditures (Books)	104,403.28
Other Grants/Gifts	180,782.70
Security	24,654.58
Transfer to Capital Fund	350,000.00
Interview Expense	57.57
Division Total	\$2,118,168.86
<hr/>	
TOTAL FUNDS RECEIVED (LIBRARY OPERATING FUND)	\$4,638,726.53
TOTAL OPERATING EXPENDITURES	\$4,981,452.86
Surplus/Deficit	\$342,726.33



DECATUR PUBLIC LIBRARY

knowledge | creativity | inspiration

Balance sheet activity	\$870.37
LIBRARY OPERATING FUND BALANCE (12/31/2025)	\$1,823,672.18

D. STATEMENT OF MONEY RECEIVED AND EXPENDED--CANTONI FUND

Ellen and Peter Cantoni Fund (est. 1983)

Fund balance 01/01/2025	\$7017.16
Interest	23.46
Expenditures	1102.82
Fund balance 12/31/2024	\$5937.80

NOTE: Cantoni fund restricted to purchases of books for library from income or principal.

E. STATEMENT OF MONEY RECEIVED AND EXPENDED--MEYER FUND

Margaret Meyer Fund (est. 2000)

Fund balance 01/01/2024	\$33,943.90
Interest	128.67
Expenditures	2160.32
FUND BALANCE 12/31/2024	\$31,912.25

NOTE: Meyer fund restricted to use of local history.

F. STATEMENT OF MONEY RECEIVED AND EXPENDED - BOOK DONATIONS

Fund balance 01/01/2024	\$6814.86
Interest	46.68
Contributions	11,047.00
Expenditures	5242.90
Fund balance 12/31/2024	\$12,663.64

G. STATEMENT OF MONEY RECEIVED AND EXPENDED – CAPITAL FUND

Fund balance 01/01/2024	\$194,018.17
Interest	522.49
Investment Income	3502.37
Contributions (Transfer from Operating Fund)	350,000.00
Expenditures	525,553.41



Fund balance 12/31/2024	\$22,489.62
--------------------------------	--------------------

H. STATEMENT OF ITEMS AVAILABLE MATERIALS

	FY2024	FY2025
Print materials	161,211	156,797
Subscriptions	158	127
Physical Audio Recordings	10,880	11,265
DVDs/Video Recordings	13,152	13,705

I. STATEMENT OF CIRCULATION

	FY2024	FY2025
Total checkouts/renewals	273,108	283,103
Total Collection Use including databases	679,566	827,616
Borrows from other libraries	31,254	33,218
Loans to other libraries	38,825	35,508

J. STATEMENT OF ANY PERSONAL PROPERTY ACQUIRED BY LEGACY, GIFT, PURCHASE, OR OTHERWISE.

The Library received a number of donations of books and other materials to add to its collection from various people and organizations.

The library purchased furniture and service desks from reserved funds.

K. STATEMENT OF MONEY REQUIRED FOR LIBRARY OPERATION IN 2026

The Library Board provided the City Council with an estimate of funds needed to operate the Library for fiscal year 2026 in September 2025.

The Library Board will provide the City Council with an estimate of funds needed to operate the Library for fiscal year 2027 by October 2026.

L. STATEMENT OF OUTSTANDING LIABILITIES

The library has no outstanding liabilities.



DECATUR PUBLIC LIBRARY

knowledge | creativity | inspiration

Attached are the Fiscal Year 2025 Illinois Public Library Annual Report (which furnishes information to the Illinois State Library for use in compiling its annual statistics on public libraries in Illinois), and the 2025 Annual Report of the City Librarian, which contains a narrative summary of Library activities during the year.

This report was approved and adopted by the Library Board of Trustees of the City of Decatur, Illinois, at the Board meeting on February 20, 2026.

Karl Coleman, President
Decatur Public Library Board of Trustees



February 19, 2026

Honorable Mayor Moore Wolfe and Decatur City Council
City of Decatur
1 Gary L Anderson Plaza
Decatur, IL 62523

Dear Mayor and Council:

Attached is the Annual Report of the Library Board of Trustees for the fiscal year 2025.

Included with the Annual report to the Council is the Illinois Public Library Annual Report to the Illinois State Library, used in compilation of uniform public library statistics, and the Annual Report of the City Librarian to the Board of Trustees.

The Board of Trustees strives to serve the information and literacy needs of the citizens of Decatur. The Board recognizes and appreciates the Council's support and looks forward to continuing a collaboration that will maintain and improve the services that the people of Decatur have come to expect.

Sincerely,

Karl Coleman, President
Library Board of Trustees

MS:rcm

Cc: City Manager



DECATUR PUBLIC LIBRARY

Your Destination for Discovery



DECATUR PUBLIC LIBRARY

Decatur Public Library 2025 Annual Report

Executive Summary

Executive Summary

2025 marked a year of celebration, growth and modernization for Decatur Public Library. The library saw substantial increases in digital services usage and Teen program attendance and circulation. Notably, teen program attendance increased by 109%, public computer use was up by 19%, electronic materials usage increased by 18%, while library visits grew by 7% from the previous year.

Major initiatives included:

- Comprehensive furniture replacement in public areas was completed.
- A year-long celebration of the Library's 150th Anniversary with a block party and author programs.

Strategic Goal Achievement

Goal 1: Visibility & Outreach

Engage the community by raising awareness and increasing access of the library's offerings

Key Achievements:

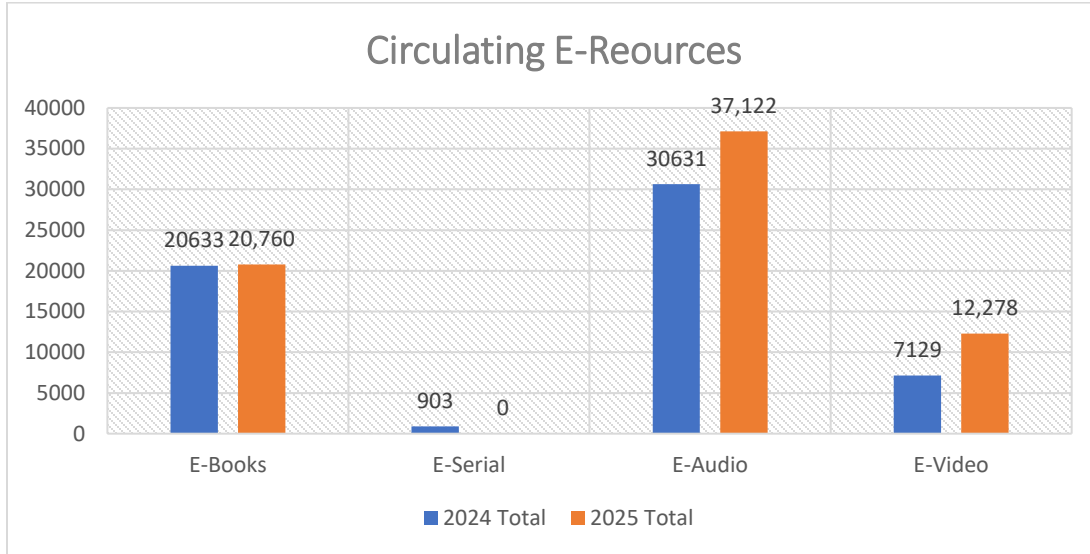
- The Library celebrated its 150th Anniversary throughout 2025 with 14 programs, 4 beers with glasses, and a 150-page book. The programs included a trivia night, color run, puzzle race, a birthday bash; and visits from Live History, Mychal Threets, Ellen Hopkins, and Aaron Reynolds. Just through programming, we reached over 3500 people.
- The Library also reached a large audience with its regular programming. Author Troy Taylor's program on Haunted Decatur drew 400 participants to the Lincoln Theater. Scovill Mobile Zoo visit drew nearly 500 attendees.
- Circulating electronic materials use increased 18% (from 59,296 to 70,160)
- Database usage grew 34% (from 406,458 to 544,513)
- Electronic content (circulating and non-circulating) use: 614,673 (32% increase)
- Expanded community engagement through 30+ partnerships
- Enhanced digital resource marketing
- Kasey Steiling named Marketing Specialist

Goal 2: Programming & Partnerships

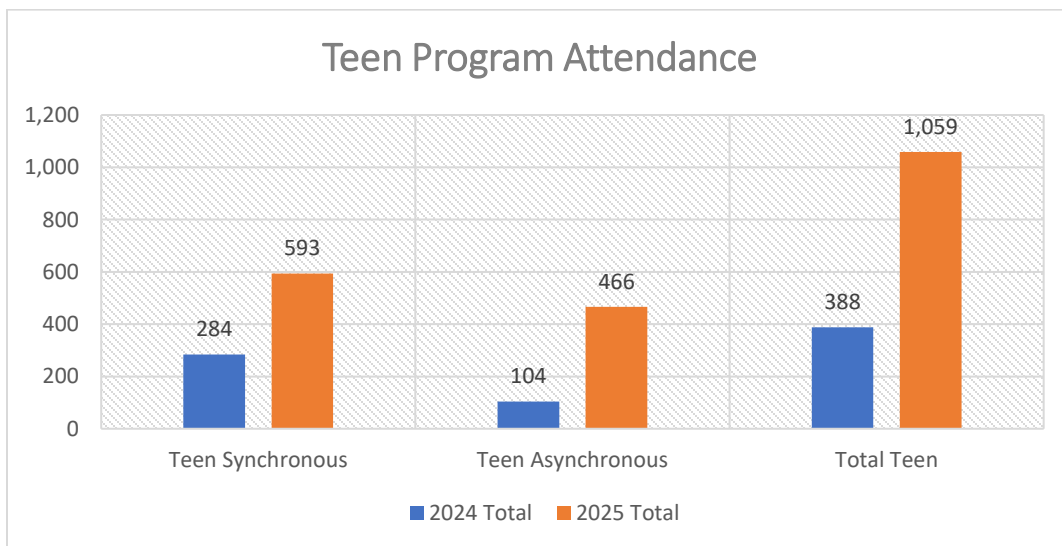
Strengthen and expand partnerships to increase programming that targets Decatur's social and educational challenges and highlights the city's strength

Key Achievements:

- Enhanced teen programming with 69.4% participation increase



- Delivered 555 programs across age groups
- Strengthened early literacy initiatives including 1000 Books Before Kindergarten
- Worked with nearly 50 different partners

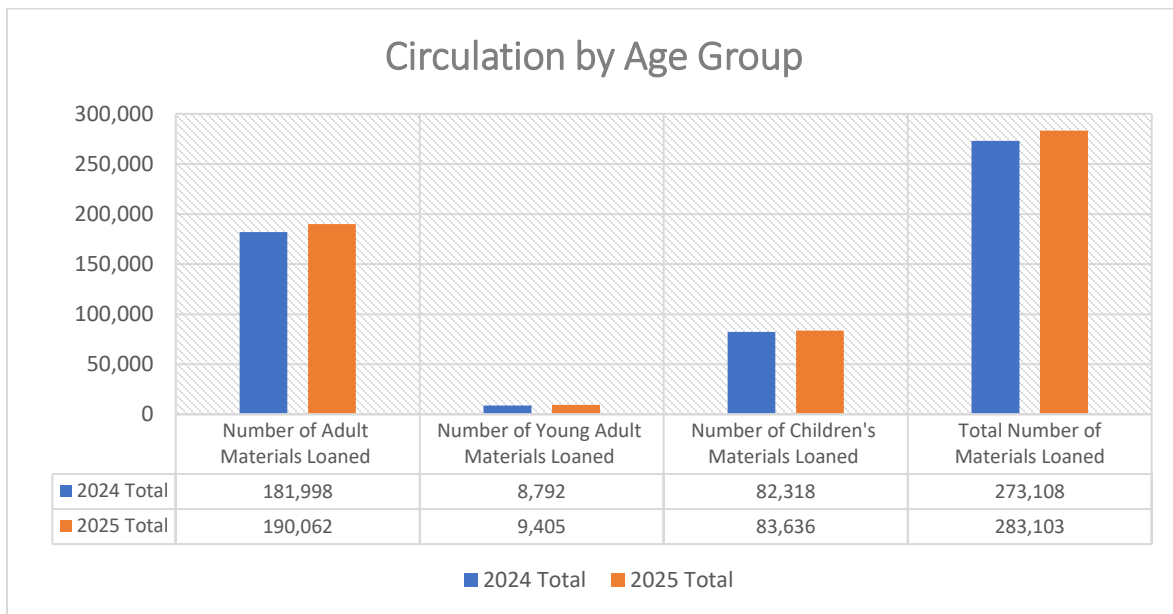


Goal 3: Resources & Services

Expand resources and implement services that remove barriers and ensure all members of the community have access to the tools they need to succeed and thrive

Key Achievements:

- Began to focus collection development strategy on high-demand items
- Total circulation: 283,103 items (4% increase)
- Electronic content (circulating and non-circulating) use: 614,373 (32% increase)
- Resource sharing: 33,218 items borrowed from other libraries, a 6% increase
- Registered 2295 new patrons



Goal 4: Customer Service & Staffing

Continue to streamline internal processes for greater efficiency and effectiveness, and build upon efforts that have led to improved customer service.

Key Achievements:

- Annual training in calendar continues.
- 95% customer satisfaction rate, with nearly 15,000 respondents. That is up from 93% last year with just over 13,000 respondents.
- Our Community Resource Coordinator continues to serve over 300 patrons annually.

Goal 5: Facilities & Grounds

Establishing DPL as an attractive and welcoming destination

Key Achievements:

- Completed major furniture replacement project.
- Enhanced public spaces and service points.
- Improved technology infrastructure.

Looking Forward

Decatur Public Library's growth in digital services, increased visitor numbers, and enhanced self-service options position the Library well for the future. The increases in service usage demonstrate the continued relevance and value of library services to the community. The Library's commitment to accessibility, expanded digital resources, and maintaining our position as a vital community resource remains strong.

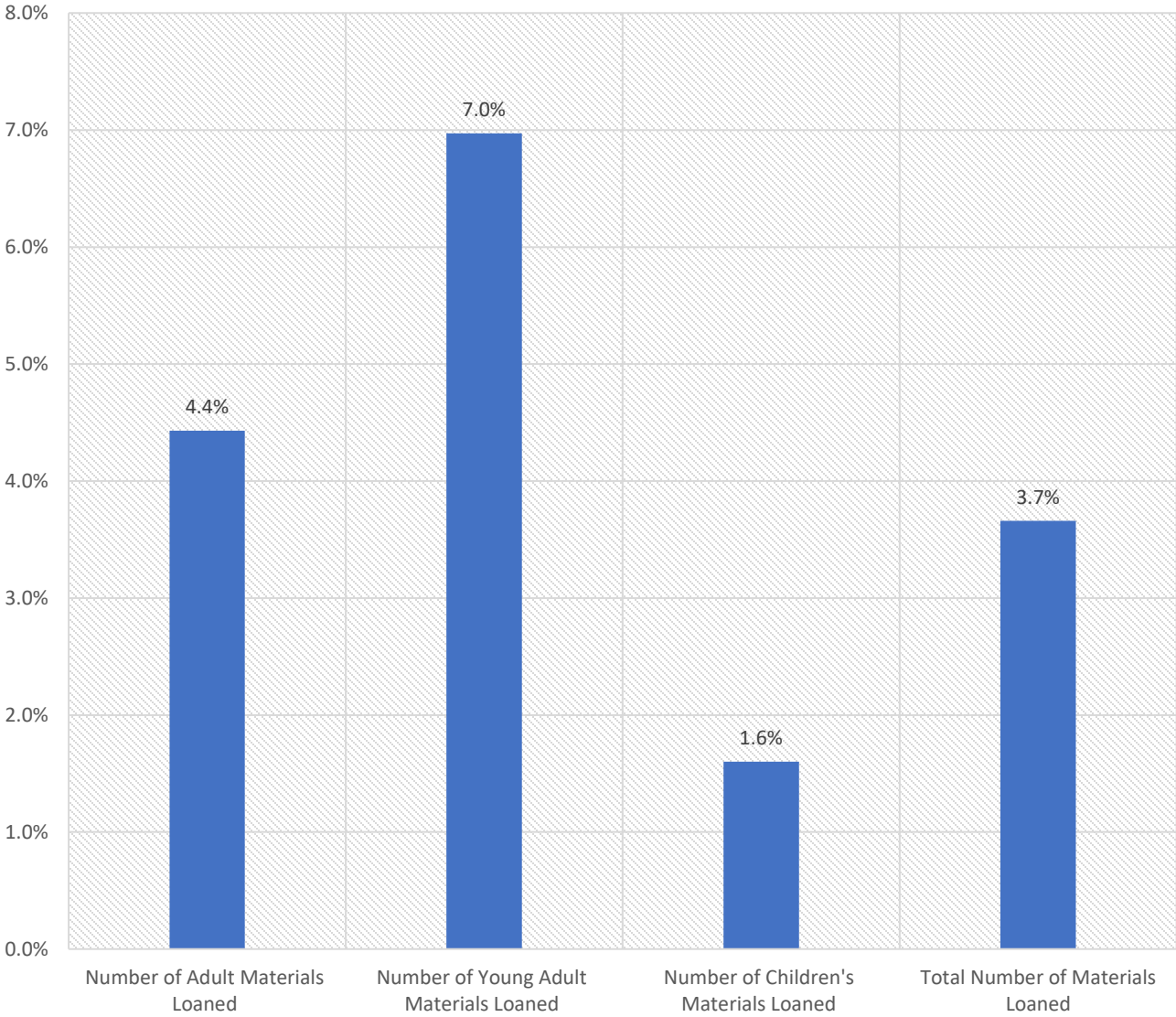
Respectfully submitted,

Rick Meyer

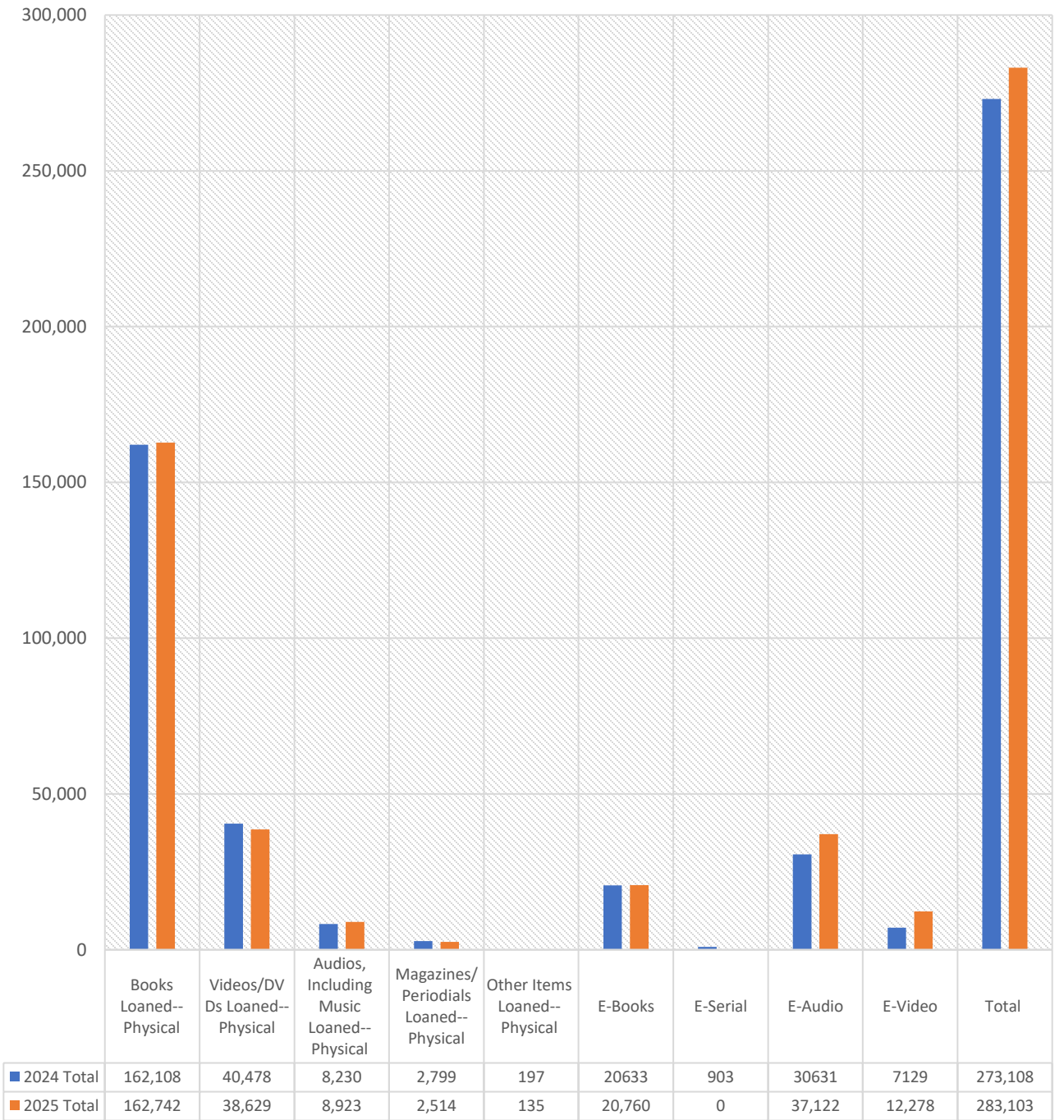
City Librarian

Decatur Public Library

Change in Usage by Age Group from 2024

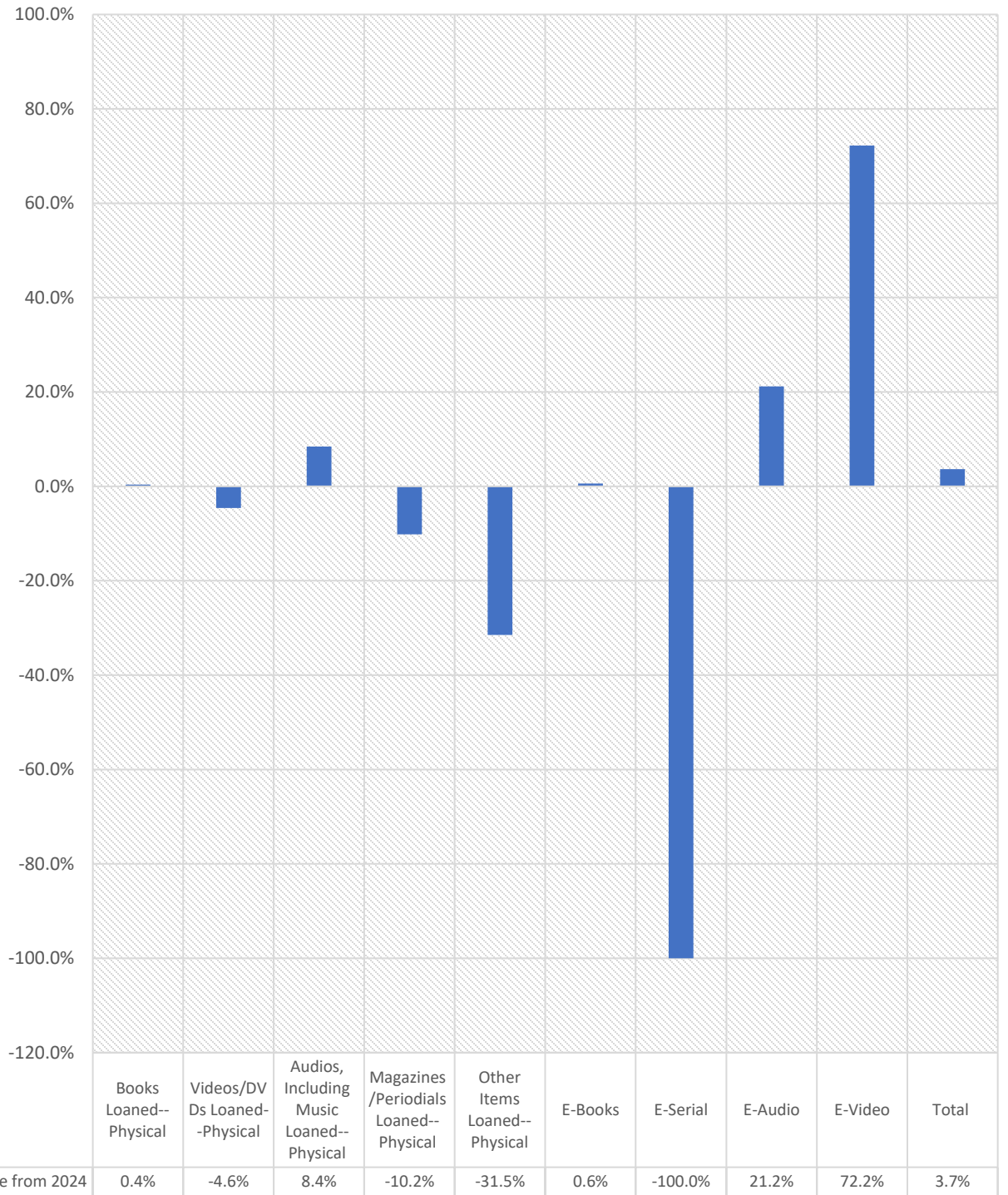


Circulation by Material Type

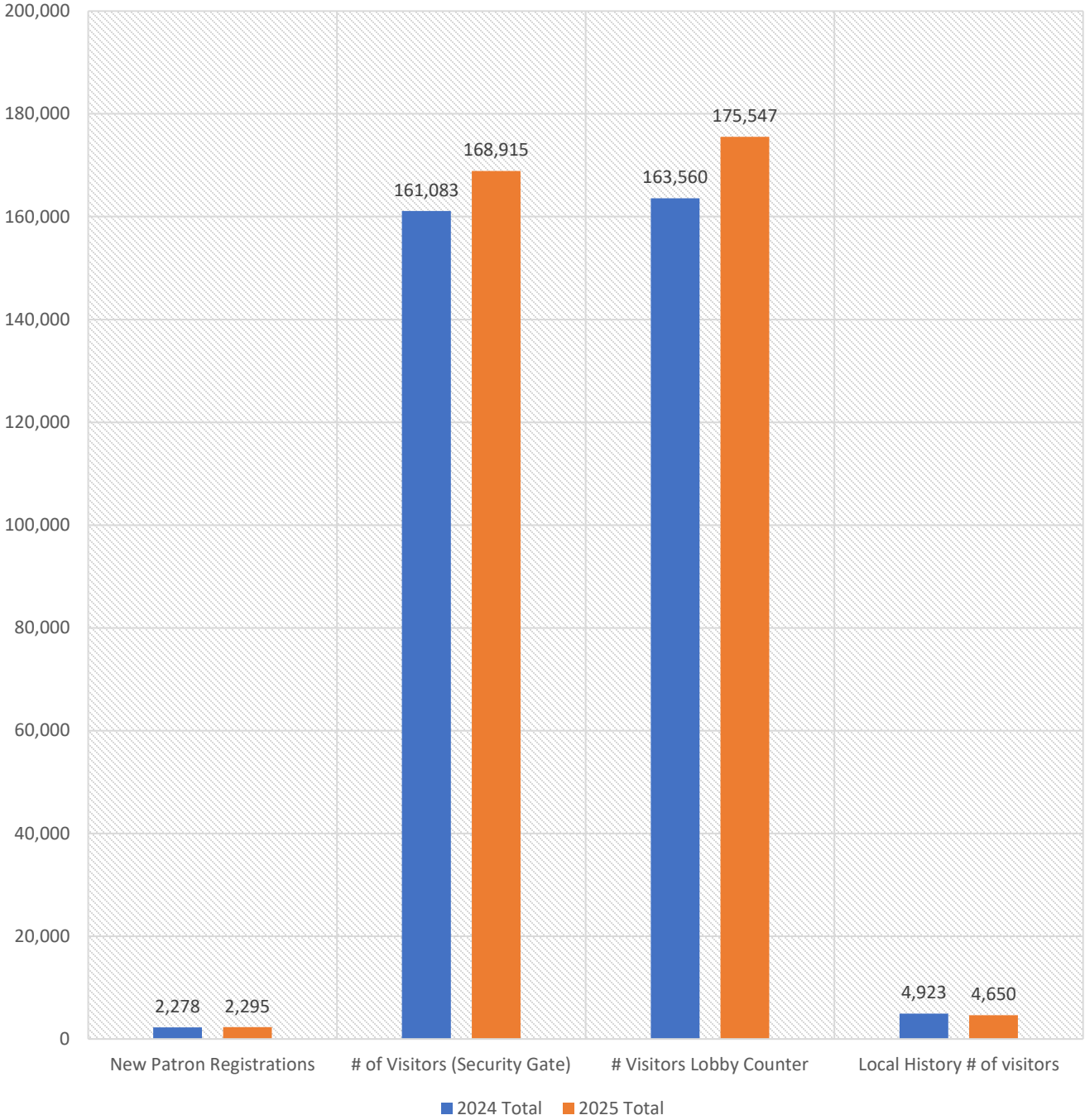


■ 2024 Total ■ 2025 Total

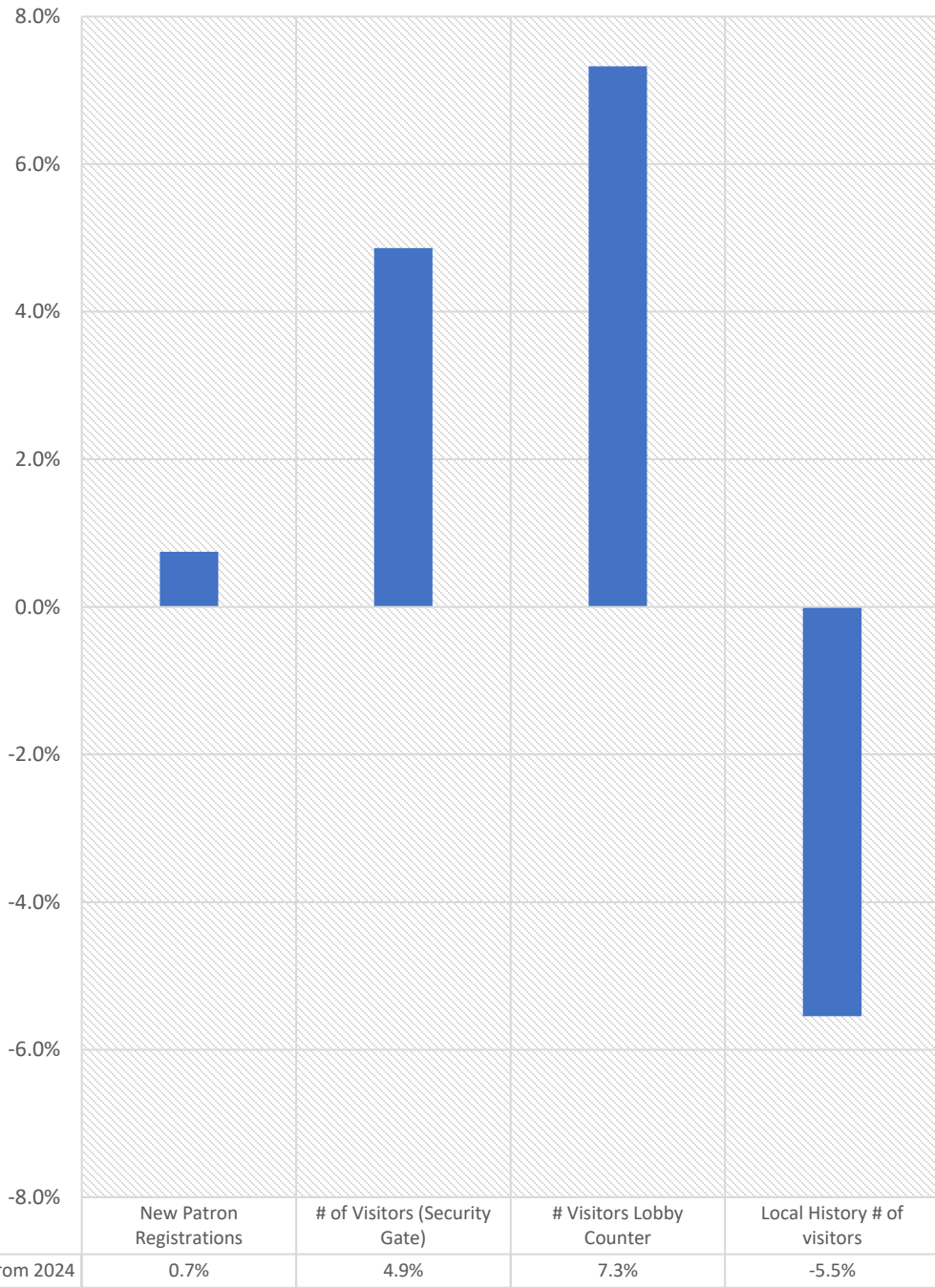
Change from 2024



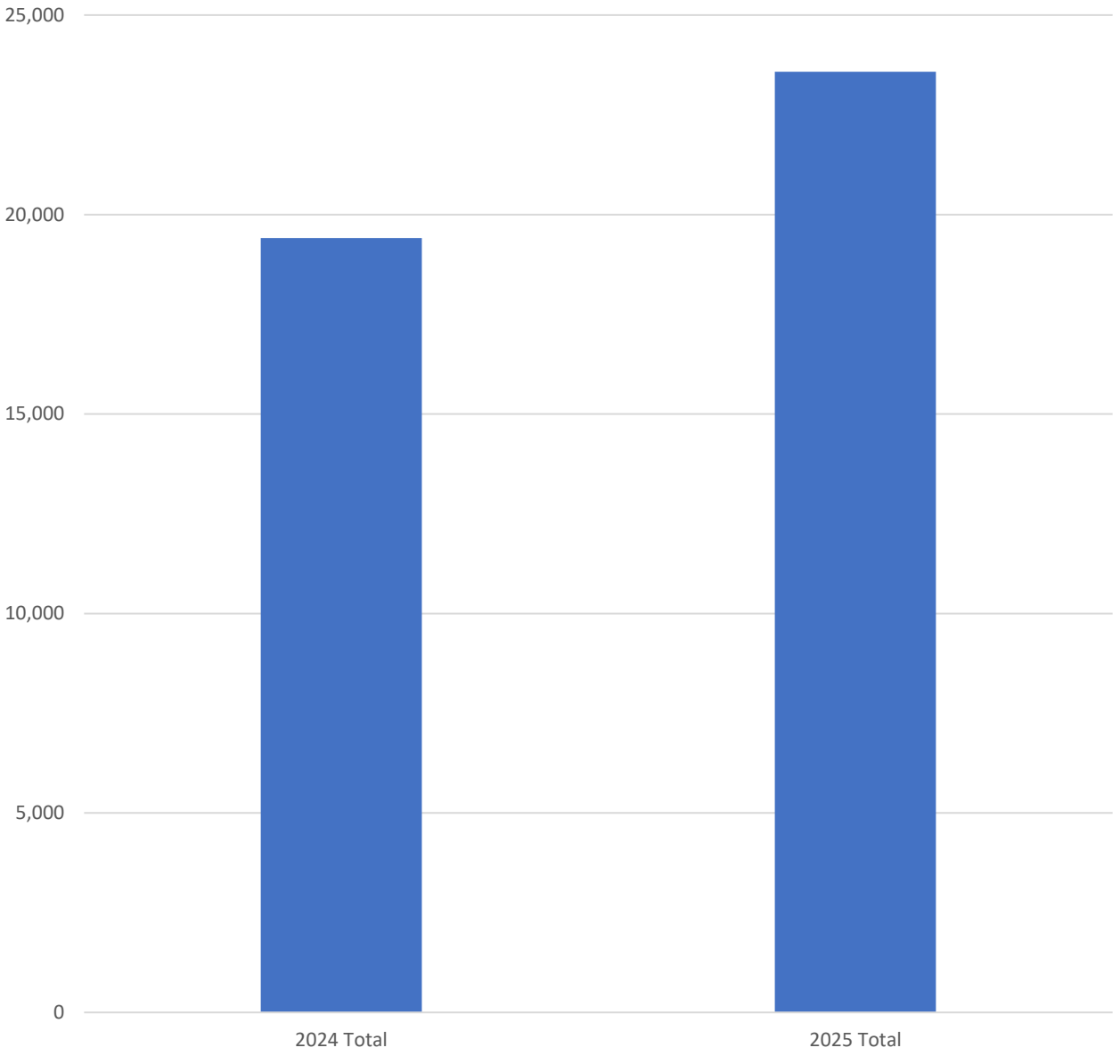
Other 2025 Stats



Change from 2024



Total Program Participation



Value of Your Library Use

Use this calculator to see how much you've saved by using the Fanwood Memorial Library. Calculate how much value the library gives back to the community for every dollar spent in taxes.

2023 local tax support for the library equals approximately \$50.00 per person.

Input Your Use	Library Materials & Services	Value of Your Use
109257	Adult Books Borrowed	\$ 1857369.01
5406	YA Books Borrowed	\$ 64872.00
48079	Childrens Books Borrowed	\$ 817343.00
44974	Audiobooks Borrowed	\$ 447491.30
33218	Interlibrary Loan Requests	\$ 830450.00
20760	eBooks Downloaded	\$ 311400.00
5000	Magazines Read	\$ 25000.00
10000	Newspapers Read	\$ 95000.00
50907	Movies Borrowed	\$ 203628.00
998	CDs Borrowed	\$ 9930.10
	Music Downloaded	\$ 0.00
1680	Meeting Room Use (per hour)	\$ 42000.00
7008	Adult Program Attended	\$ 105120.00
593	Young Adult Program Attended	\$ 7116.00
10545	Childrens Program Attended	\$ 73815.00
	Museum Passes Borrowed	\$ 0.00
43506	Computer Use (per hour)	\$ 522072.00
544513	Database Searches	\$ 10863034.00
26057	Reference Assistance	\$ 182399.00
CALCULATE THE VALUE		\$ 16458039.00
CLEAR FORM		

This worksheet has been adapted from the [Massachusetts Library Association](#) and [Chelmsford Library](#).

	2024 Total	2025 Total	Change from 2024
Circulation by Audience Physical & Electronic			
Number of Adult Materials Loaned	181,998	190,062	4.4%
Number of Young Adult Materials Loaned	8,792	9,405	7.0%
Number of Children's Materials Loaned	82,318	83,636	1.6%
Total Number of Materials Loaned	273,108	283,103	3.7%

	2024 Total	2025 Total	Change from 2024
Circulation by Material Type			
Books Loaned--Physical	162,108	162,742	0.4%
Videos/DVDs Loaned--Physical	40,478	38,629	-4.6%
Audios, Including Music Loaned--Physical	8,230	8,923	8.4%
Magazines/Periodicals Loaned--Physical	2,799	2,514	-10.2%
Other Items Loaned--Physical	197	135	-31.5%
E-Books	20633	20,760	0.6%
E-Serial	903	0	-100.0%
E-Audio	30631	37,122	21.2%
E-Video	7129	12,278	72.2%
Total	273,108	283,103	3.7%
Use of Circulating Electronic Resources	59,296	70,160	
Sucesful Retrieval of Electronic Information	406,458	544,513	34.0%

Total Electronic Content Use	465,754	614,673	32.0%
			Change from
Total Collection Use	2024 Total	2025 Actual	2024
Total Collection Use	679,566	827,616	21.8%

	2024 Total	2025 Actual	Change from 2024
Interlibrary Loan			
Interlibrary Loans Provided To Other Libraries	38,825	35,508	-8.5%
Interlibrary Loans Received FROM Other Libraries	31,254	33,218	6.3%
Total ILL Transactions	70,079	68,726	-1.9%

	2024 Total	2025 Actual	Change from 2024
Other Stats			
New Patron Registrations	2,278	2,295	0.7%
# of Visitors (Security Gate)	161,083	168,915	4.9%
# Visitors Lobby Counter	163,560	175,547	7.3%
Local History # of visitors	4,923	4,650	-5.5%
Synchronous Age 0-5		3,781	
Synchronous Age 6-11		6,764	
Teen Synchronous	284	593	
Synchronous Adult		3,323	
Synchronous General Interest		3,685	

Self-Directed Age 0-5		2,449	
Self-Directed Age 6-11		1,295	
Teen Asynchronous	104	466	
Self-Directed Adult		1,376	
Self-Directed General Interest		0	
Total Program	19,413	23,576	21.4%
Synchronous In-Person		11,936	
Synchronous Off-Site		5,197	
Synchronous Virtual		1,013	
Asynchronous Virtual		895	
Public Sessions	18,274	21,753	19.0%
Wireless Sessions	15,685	20,028	27.7%
Website Sessions	126,362	136,734	8.2%
Unique Visits	73,230	77,852	6.3%
Page Views	261,850	254,871	-2.7%
Self Checks	82,118	82,062	-0.1%
Percentage of Self Checks	48.8%	48.5%	-0.6%
Assists Adult	34,601	31,723	-8.3%
Assists Children	12,943	12,931	-0.1%
Assists Local history	1,234	1,155	-6.4%
IT help calls	1,241	1,392	12.2%
Searches in Catalog	248,002	275,116	10.9%
Number of Items processed	15,346	15,180	-1.1%
Number of Items Withdrawn from Collection	15,909	10,099	-36.5%
Number of mended items	2,657	3,131	17.8%
Number of items ordered	5,749	6,990	21.6%
Number of records added to database	12,561	11,203	-10.8%